

TAK  
TIK 99

# The Silent Failure Costing Your Reputation

Understanding and Eliminating Gapping in Luxury Vinyl Floors.

# A Familiar, Costly Story



Peaking & Buckling



Gapping & Shrinkage



Adhesive Failure

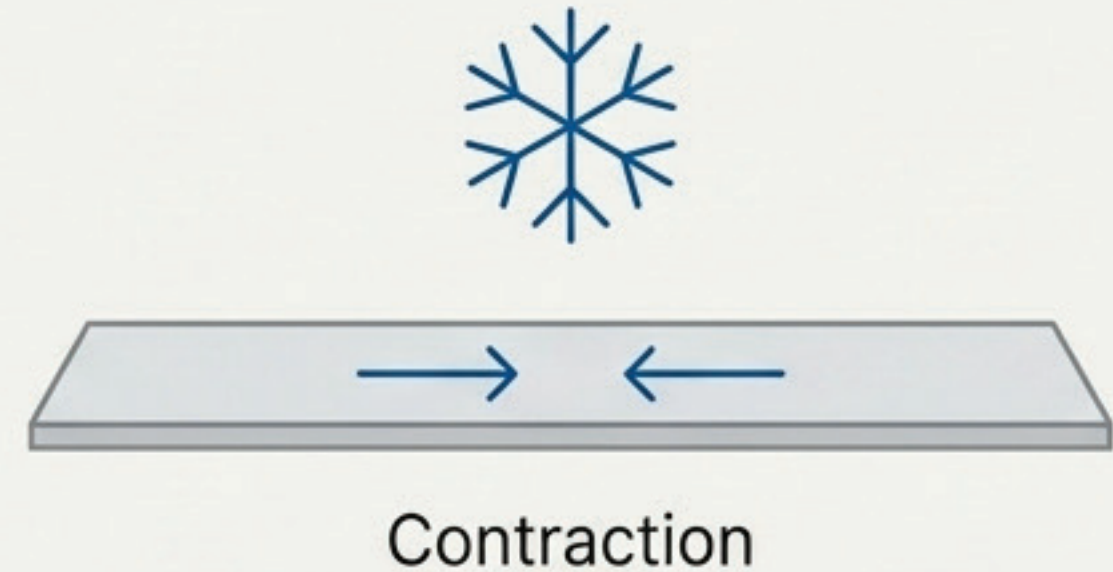
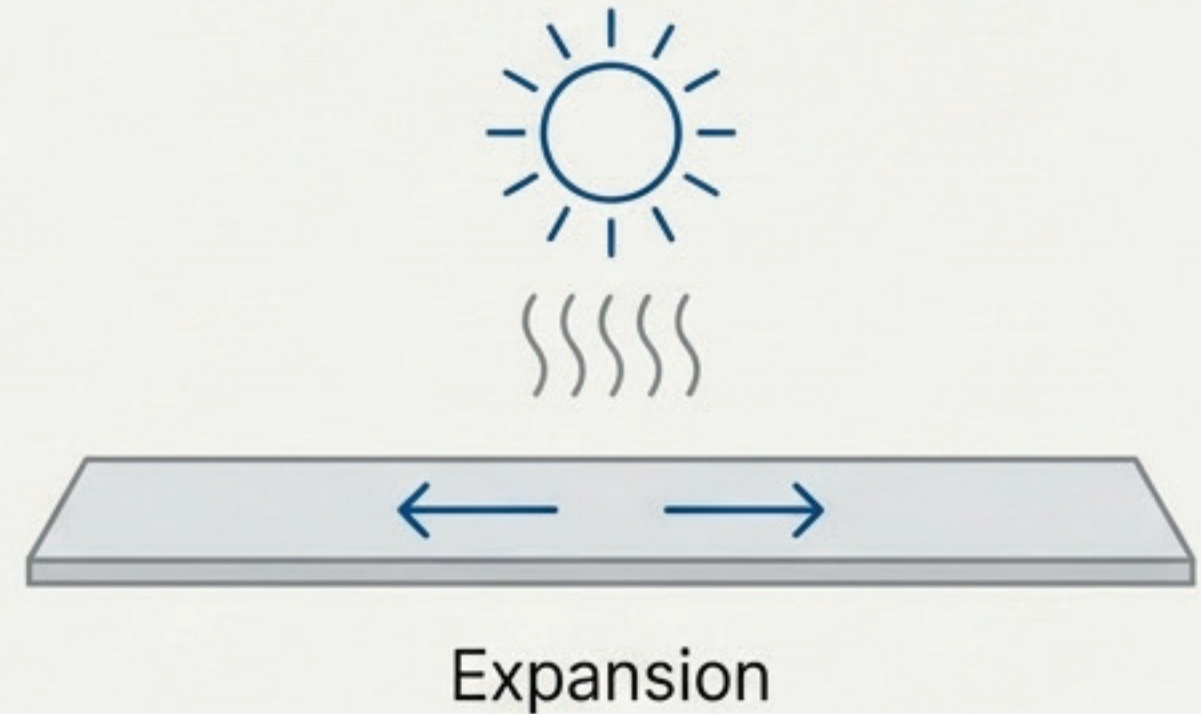
**These common failures lead to costly callbacks, damaged reputations, and unhappy clients.**

# The Root Cause: Dimensional Instability

Luxury Vinyl Tile (LVT) is a thermoplastic material. Like all vinyl, it naturally expands when heated and contracts when cooled.

These environmental changes create powerful, constant forces within the flooring. The longer the plank, the more significant the movement.

An installation is only as strong as the bond that can resist this movement.

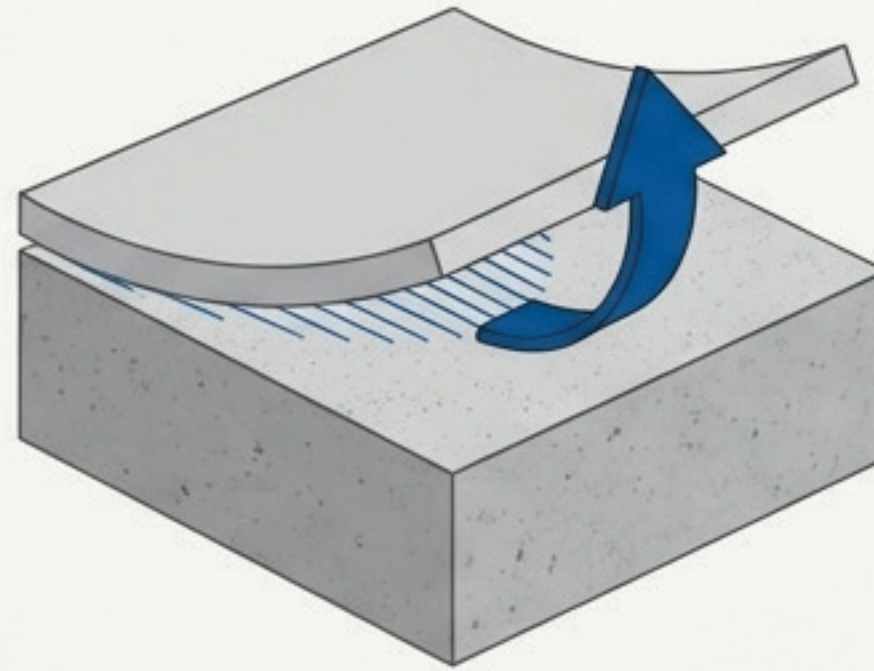


# A Battle of Forces: Shear vs. Bond

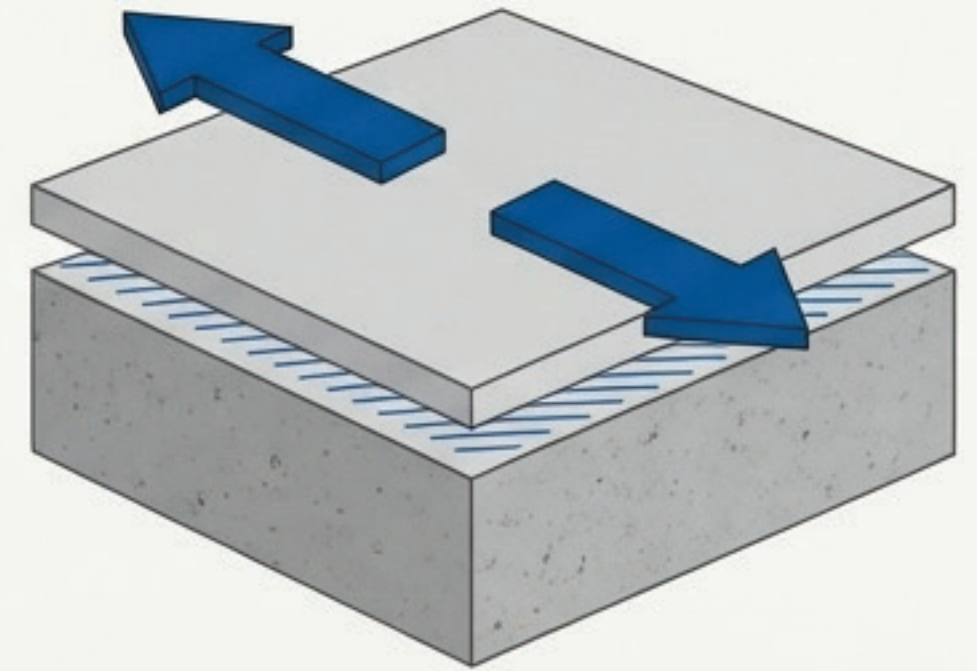
The expansion and contraction of LVT creates powerful lateral (or shear) forces that work to pull the flooring apart at the seams.

Many adhesives in the market were originally designed for dimensionally stable products like carpet tiles. These “releasable”, pressure-sensitive adhesives often lack the **shear strength** required to lock LVT in place. They are designed to have high “peel” strength but low “shear” strength—the wrong combination for LVT.

Peel Strength



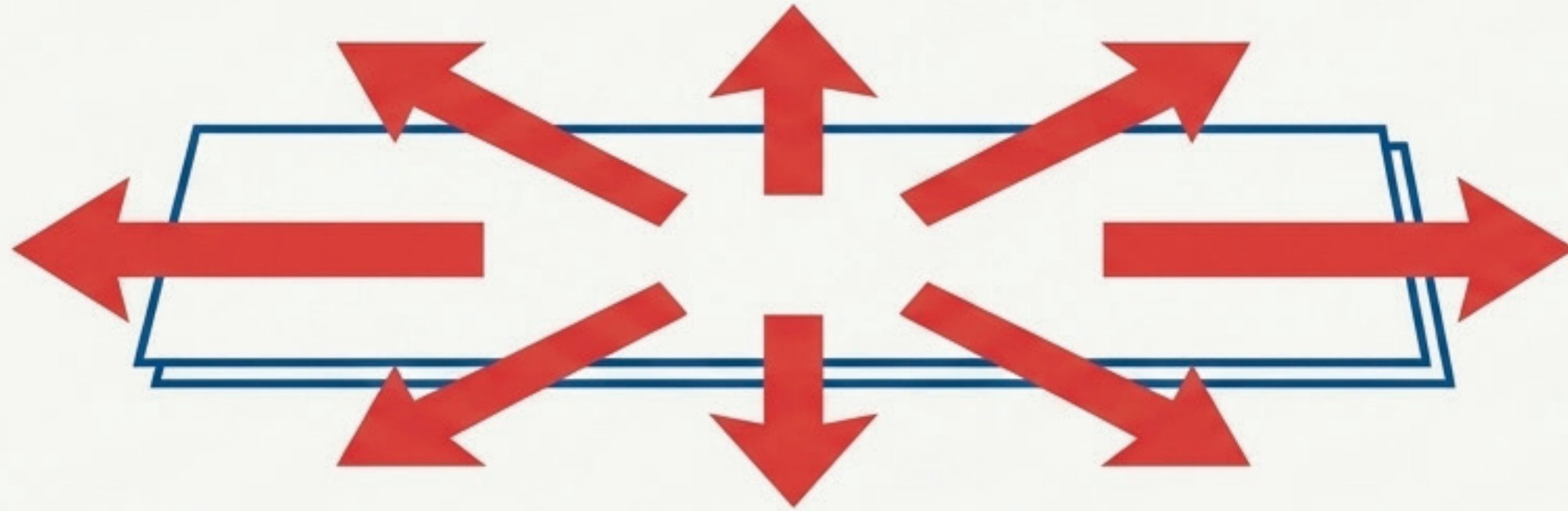
Shear Strength




# The Inherent Conflict: Vinyl's Natural Instability



As vinyl warms, it expands.  
The force is immense and lateral.



Luxury Vinyl Plank is a **dimensionally unstable material**. Temperature fluctuations, from direct sunlight through a window to seasonal changes, cause it to constantly expand and contract. This movement is the primary source of floor failure.



As vinyl cools, it shrinks, pulling away from adjacent planks.

*"Vinyl likes to expand and contract with environmental changes... it's going to shrink and expand on the longest edge."*

# A Different Philosophy: Control the Movement

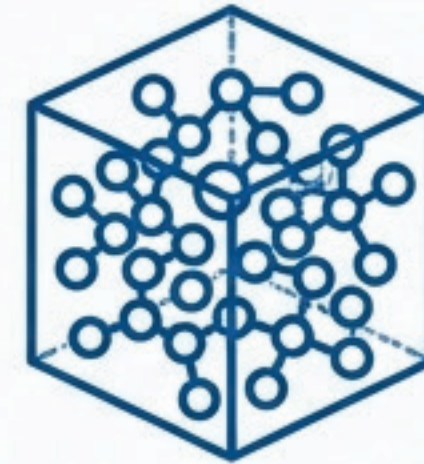
The UZIN approach, refined since our founding in Germany in 1911, is not to accommodate movement, but to prevent it. Our adhesives are engineered with exceptionally high shear strength. They create a hard, rigid bond that effectively ‘welds’ the flooring to the substrate. This powerful bond holds LVT planks securely in place, resisting the forces of expansion and contraction and ensuring long-term dimensional stability.

# The Technology Behind the Unbreakable Bond



## Hard Resin Technology

Cures to a tough, rigid film that doesn't soften or flow under heat from sunlight, preventing seasonal gapping and peaking.




## High Solids Content

With up to 70% solids, our adhesives create a stronger, more substantial bond with minimal shrinkage as they cure.



## Plasticizer Resistant

Formulated with advanced polymers that resist damage caused by plasticizers in vinyl flooring, preventing adhesive breakdown and maintaining strong, durable bonds.



## High Shear Strength

Provide a hard-setting bond to control plank movement.

# Engineered Adhesives for Every LVT Scenario



**Universal Acrylic Vinyl Flooring Adhesive:  
TAKTIK99**

# Universal Acrylic Vinyl Flooring Adhesive: TAKTIK99



- **True Multi-Purpose:** A single, reliable solution for LVT, LVP, sheet vinyl, and rubber flooring.



- **High Shear Strength:** Provides a hard-setting bond to control plank movement.



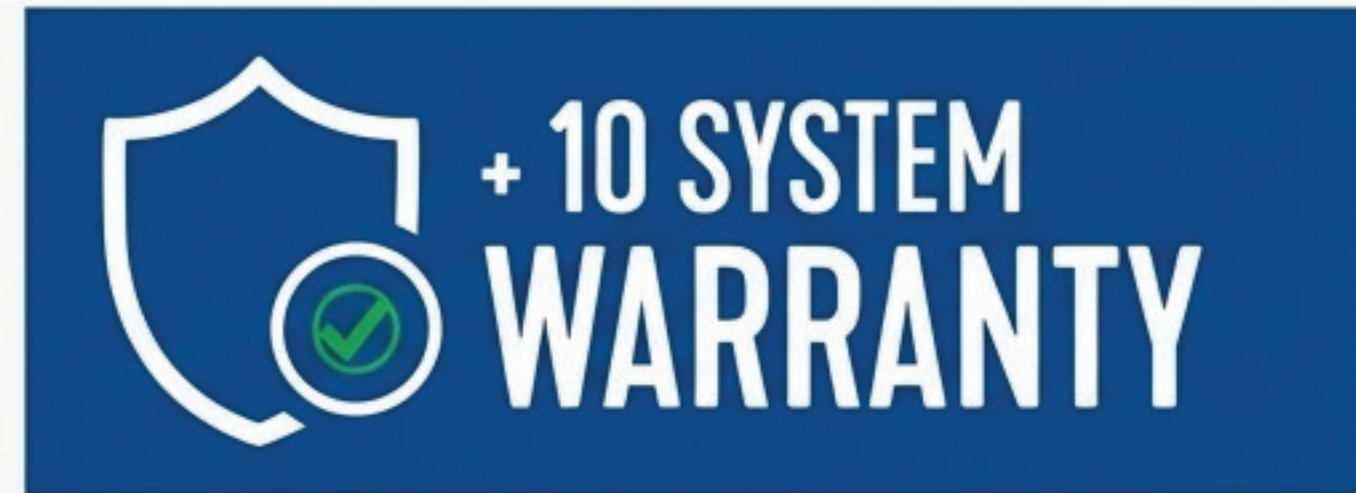
- **High Solids Content (70%):** Delivers superior bond integrity and coverage.



- **Versatile Application:** Can be used in wet-set, transitional, or pressure-sensitive applications.

**Ideal For:** Everyday commercial and residential LVT installations where reliability and performance are key.

# TakTic99 + Unifloor AquaFix Luxury Vinyl + AquaFixDryback



Combine to create our 20 year full system warranty.

We stand behind the performance of our products.

When you use a complete Unifloor system - TakTic99 + AquaFix Luxury Vinyl and AquaFix Dryback you are eligible for our 20 year system warranty. Covering both materials and labour.

**Eliminate callbacks. Eliminate risk. Build with confidence.**

# Eliminate Failures. Install with Confidence.

The **UNIFLOOR** System is your guarantee against LVP gapping and peaking.

## Speak with a Technical Expert

### British Columbia :

📍 #170, 6333 Graybar Rd, Richmond, BC V6W 0C4  
☎ (604) 276-0833

### Alberta :

📍 #137, 7121 104 Ave SE, Calgary, AB T2C 5P6  
☎ (403) 222-0639

Contact your local Sales Representative to specify the right system for your next project,

# UNIFLOOR. FLOORING AT IT'S BEST.